

Budget MnM Game

Grade: K-5

Objective: Students will learn to make choices about what items fit into their budget.

Procedure:

1. Begin class with a discussion using the following questions:
 - a. Have you ever tried to budget your money?
 - b. Have you ever wanted something but chosen not to get it to save for something else?
 - c. Have you ever thought about all the things the grownups in your life need to include in their budget for you to be safe and have all your basic needs met? What are some of the things they must think about, so you don't have to?
 - d. What if you only had a certain amount of money but all the same things to pay for that your grownups pay for? How would you decide what to spend the money on? What would you pay for first?

ROUND 1

2. After the discussion tell students they are going to play the Budget MnM Game. Explain that in this game students are going to need to make choices to decide what items are most important for them to spend their money on. When you spend a lot somewhere, spending in another category will need to be lower to support that decision.
3. Hand out individual packets of MnM's and students game sheets. Give students time to place their MnM's on the places they choose to spend their money. Tell students they'll get to eat the MnM's after the game – if they eat them before, they'll put themselves at a disadvantage because the MnM's represent money.
4. Hand out the reflection questions. If you are teaching a younger group, rather than making them answer the questions on the page, lead the class through a class discussion using the questions as your guide.
5. If you are teaching an older group who will be filling out the worksheet, allow the students time to complete Part 1 of the worksheet.
6. After giving students time to complete Part 1 of the worksheet, lead a class discussion with the worksheet as your guide.

ROUND 2

7. Tell the students that they all just hit hardship or a spending need that has changed their budget. You may pick one for the whole class or assign different hardships to different students depending upon their spending choices from round 1 (with a larger class size we recommend choosing one for the class). Examples: Loss of a job, car needs repair, they chose no insurance and broke their leg, so they need to pay out of pocket, a friend is getting married in Hawaii so you need to save extra for the trip.
8. Because of the hardship every student will now have **7 less MnM's to spend this month.**
9. Instruct students to mark each of their first choices with a pencil so they can visually see their changes as they move the MnMs to new spaces.
10. Once Students have marked their previous choices, they can eat 7 or their MnM's. Now they get to play once again but with only 13 MnM's to spend.
11. Once they have made their choices give students time to complete Part 2 of the discussion questions.

12. Discuss the questions.

REFLECTION

13. With any remaining time discuss their thoughts on budgeting using the reflection questions as your guide.










Helpful Hint: Do not print the MnM Game Boards back to back so your students can move their MnM's from one board game to the other while making decisions.










Did you choose to use something other than MnM's? Beans? Skittles? Etc.? Happy to send you an editable version of this so you can make any necessary changes.









Budget MnM Game






Each day we make choices based on what we value as important. What one person values may be of little importance to a friend. What is your time, energy, and money worth? You decide. Personal experience and values will determine where your money (MnM's) will be spent.











- You will be given a 20 MnM salary (Do not eat your MnM's! Your budget will go down if you do!)
- "Spend" your MnMs based on your personal experiences and values.
- In your spending decisions you MUST choose ONE option from each section below.







Housing	
Living with family sharing the cost of utilities	 
Share an apartment or house with roommates.	  
Rent your own place.	   

Food	
Cook at home. Dinner out once a week	 
Frequent fast-food lunches and weekly dinner out.	  
All meals away from home.	   







Insurance		
Auto	No coverage – only if you selected no car.	No Cost
	*Liability Coverage	 
	*Comprehensive Coverage	  
Health	No coverage	No Cost
	Basic Health Coverage	 
Property	No Coverage	No Cost
	Renters Insurance	

Savings	
Keep Cash in a Piggy Bank at Home	No Cost
5% of Income	
10% of Income	 
Save for Retirement	 








Transportation	
Walk or Bike	No Cost
Ride Bus or Join Carpool	
Buy Fuel for Family Car	 
Buy a Used Car and Gas	  
Buy a New Car and Gas	   











Communication	
No Phone	No Cost
Phone with Limited Data	
Phone with Unlimited Data	 
Wifi at Your Home	  

Personal Care	
Basic Products: Soap, Shampoo, Toothpaste, etc.	
Occasional Professional Haircuts, Basic Personal Care Products	 
Regular Hair Styling, Nails, Name Brand Personal Care Products	  

Furnishing	
Second hand from family or friends	No Cost
Buy at a garage sale, thrift shop or used online	
Rent Furniture or live in a furnished apartment	 
Buy New Furniture	  

Clothing		
Clothing	Wear Current Wardrobe	No Cost
	Shop at Discount or Thrift Stores	
	Shop for New Clothes	 
	Shop for Designer Clothes	  
Laundry	Do Laundry at Parents House	No Cost
	Use Laundromat/ Some Dry Cleaning	
	Rent or Purchase Washer and Dryer	 

Gifts	
Make Your Own	
Purchase Cards or Small Gifts Occasionally	 
Purchase Frequent Gifts for Family and Friends	  
Contributions to Charities and/or Religious Groups	

Recreation	
Hiking or Hanging out with Friends	No Cost
Streaming Service for Music or TV	
Clubs, Hobbies, or Membership (such as Gym)	 
Concerts/Sporting Events	  
Big Vacations	   

Discussion Questions

Part 1: Complete after first round of MnM Placement

1. Explain the reasoning behind how you spent your salary.

2. Think about your money values. Then look at your top three categories where you spent your money.
 - a. Do your values and the way you chose to spend your money align?

 - b. How do your choices reflect your values around money?

3. Compare what you spent your MnM's on with another student. What similarities and differences did you notice?

Similarities	Differences

Part 2: Complete After ROUND 2

- 4. You removed 7 of your MnM's. What tradeoffs did you make? Which categories did you decide to eliminate or cut back spending?

- 5. What did you learn about yourself and your values around money when you were forced to make cuts in your spending?

- 6. Compare your budget cuts with another student's. What similarities and differences did you notice?

Similarities	Differences

Part 3: Reflection

7. Did the cost of any categories surprise you? Which ones? Why?
8. Are there any spending choices you made based on real life experience? Why did you make this choice and what made you feel it was an important way to spend your money?
9. How can you save money while also needing to spend money?
10. Did you have any leftover MnM's? If yes, what category should you put them in?
11. List 3 things you will take away from this experience that will help you create a realistic budget for yourself in the future.
 - a.
 - b.
 - c.