

Penny Day Activities

MODULE 1



PACIFIC NW
FEDERAL CREDIT UNION

Questions?
pnwfcu.org | kristinm@pnwfcu.org

Lucky Penny Day Activities

Grades: K-3

Note: These activities can be done as individual mini lessons, as a unit using one worksheet a day, or to celebrate National “Lucky Penny Day” on May 23rd.

Procedure: *For this module instructions have been divided to address each activity. On penny day you can mix up the order of the activities and use some or all the material depending on the individual needs of your classroom.*

Penny Book:

Find the Penny Book and procedure in the “Coin Books” folder.

Lucky Penny Printing Practice:

For students who are working on their letter formation, use this for printing practice and to teach the Lucky Penny poem.

The Penny – A story written by 17 year old Lori Khasde.

A short poem/story about a penny who feels like they are worth so little. Discussion questions are on the page following the story.

“Magic Penny” Song

The activity that goes with this song is all about spreading kindness through simple acts. Directions for the activity are on the page following the song.

Design Your Own Wish Coin:

Students design their own wishing coin. A fun addition to this is to make a class “wishing well.” Give each student a penny to let them throw into a homemade wishing well. The wishing well can be as simple as a big bowl you decorate as a class – get as fancy as you want and are able to.

Penny Math:

If you had a penny for every day of your life, how many pennies would you have?

A penny for your thoughts:

In this activity students will learn about the saying, “A Penny for your thoughts,” and will write how they would answer the question.

Penny Interview Activity:

Students will explore how the value of a penny has changed over time by interviewing a grandparent, neighbor or friend who lived when a penny could be valued differently. For younger students allow them to have their interviewee write their answers as they talk about each question.

Identify the Penny:

In this activity students will identify the penny from the other US coins.

Name _____

Date _____



Lucky Penny Printing Practice

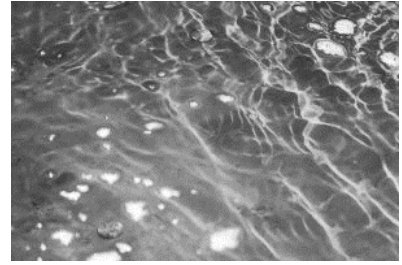


See a penny pick it up, all day long
you'll have good luck. Give it to a
faithful friend, then your luck will
never end.

Draw a picture to illustrate the poem

The Penny

By Lori Khadse



Once upon a time,
in a leather wallet a little torn,
lived a small, small penny,
his spirit just born.


All his life, he watched money come and go,
bills and coins, smooth paper checks.
Who would leave next,
he could never really know.

Deep in the cozy wallet,
the penny was tucked away.
No matter how hard he wished to leave,
he seemed destined there to stay.

The penny wanted to be spent
on something very beautiful.
Maybe art, maybe gold –
maybe something musical!

Then one day, a wise old quarter
rolled over and said with a rudeness,
“You’ll never get picked to be spent.
We all know a penny is useless.”

The penny didn’t believe him.
He just couldn’t bear that truth.
“Surely I’m good for something...”
But his feelings were hard to soothe.



Yet as time passed by,
the quarter was proven right;
the penny never left,
kept tucked away out of sight.

Then, one normal day,
the penny sat with a pout
when a hand reached in
and suddenly pulled him out!

The penny couldn’t believe it;
in fact, he was utterly clueless.
His question then was “Why?”
He still feared he was useless.

The penny was placed
in the gentle hand of a child.
And when the kid made his wish,
to himself, the penny smiled.

Suddenly the penny flew through the air,
turning and tumbling as he fell.
With a plummeting *plop!* he found himself
in the cool water of a wishing well.

The penny was happy
in this new home of his.
There were many coin friends
and his penny relatives.

And the penny knew then that he’d been spent
on something quite important:
hope in a wish that wouldn’t perish,
something the child surely cherished.

Find this story at <https://short-edition.com/en/story/childrens/the-penny>

“The Penny” Discussion Questions

After you read “The Penny” aloud with your students use these as possible discussion questions.

1. The penny is told he is useless. Do you agree?
2. If you had a penny to throw in a fountain, what would you wish for?
3. Have you ever thrown a coin in a fountain or wishing well? Did you feel that penny was “worth” more than other pennies?
4. Do you think we should use coins for dollars too? In some places (like Europe) larger amounts have been turned into coins.
5. Can you relate to the penny? Has there ever been a time you felt alone or needed to be reminded of how much you are worth? How did you make yourself feel better after feeling this way?
6. What happens if you have lots of pennies together? Do you start to see their worth?
7. How many pennies do you think it would take for you to feel like each one was valuable?
8. There is a debate in the United States – should we continue to make and use pennies? Or should we stop making and using them? Each penny is worth 1¢ but costs a little more than 2¢ to make.

After a short discussion, hand out the “Design Your Own Wish Coin” worksheet and give students time to design their perfect coin to make their wishes come true.



Magic Penny

Author Unknown



A penny's made of copper
Love is made of heart
Magic is within us all
Too soon we must depart
A magic love is in the air
The spirit 'round you flies
A magic penny means I care
You're magic in my eyes

For a magic penny says the things no words can say
It's a silent song of friendship that has grown
To someone who gives back to you the love you give away
A magic friend will never be alone

For nothing can be had from a penny you don't spend
A love can never grow inside 'til given to a friend
I've learned so much from all of you I wish this would not end
But if we learn to share our love it will come back again

For a magic penny says the things no words can say
It's a silent song of friendship that has grown
To someone who gives back to you the love you give away
A magic friend will never be alone





Magic Penny

By Malvina Reynolds



Love is something if you give it away,
Give it away, give it away.
Love is something if you give it away,
You end up having more.

It's just like a magic penny,
Hold it tight and you won't have any.
Lend it, spend it, and you'll have so many
They'll roll all over the floor.

For love is something if you give it away,
Give it away, give it away.
Love is something if you give it away,
You end up having more.

Money's dandy and we like to use it,¹
But love is better if you don't refuse it.
It's a treasure and you'll never lose it
Unless you lock up your door.

For love is something if you give it away,
Give it away, give it away.
Love is something if you give it away,
You end up having more.

So let's go dancing till the break of day,
And if there's a piper, we can pay.
For love is something if you give it away,
You end up having more.

For love is something if you give it away,
Give it away, give it away.
Love is something if you give it away,
You end up having more.



Magic Penny Exchange Directions

At Outdoor School (ODS), an Oregon tradition for 6th grade students to spend a week learning outdoors, these songs have been sung for many years. If you are from here and went to ODS, the song you sang depended on the camp you spent time at. We have included both in case you have a preference.

It is a tradition at the end of the week to sing one of these songs as the students do a penny exchange. The penny symbolizes all the friendships they have developed. Here's how it works:

- Each student is given a penny.
- As the song is sung, students exchange their penny with someone who has positively impacted them and says a thank you for any kindness/positive memories that have passed between them.
- As their penny passes from person to person it is an example of how each small kindness can grow and pass from person to person.
- At the end, each person still has one penny, but now it is a different penny, one that has been charged with all the generosity of each pass and each student taking time to share what made them happy and feel valued.

This lesson can be a powerful way to remind a class of all the positive relationships they have developed. It is great to use before a natural break (Winter Break, Spring Break, the end of the school year, Etc.) or if you notice your classroom community begin to breakdown.

Here is "Magic Penny" by Malvina Reynolds

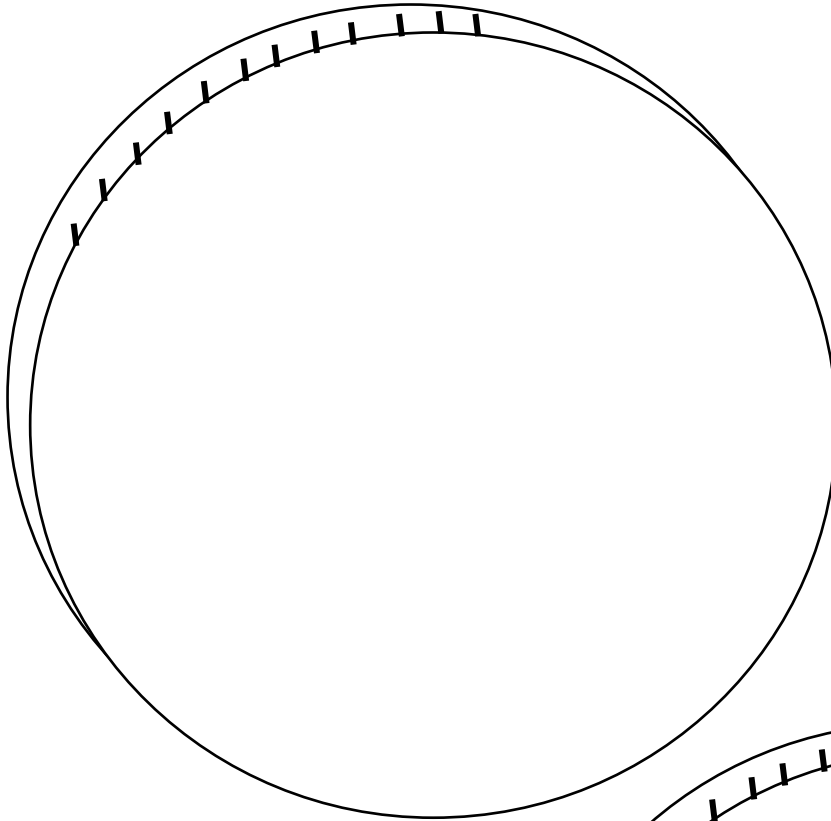
<https://youtu.be/5IGs4YiMq0c>

We will post a version of the other Magic Penny song along with this lesson so you can hear the melody.

Name _____ Date _____

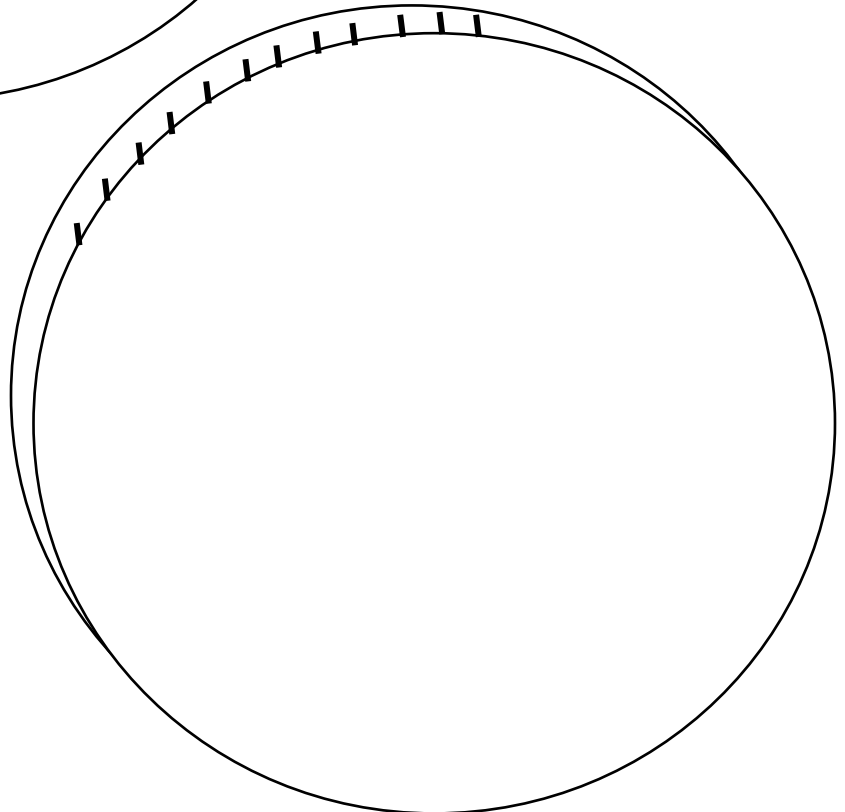
Design Your Own Wish Coin

Wishing on a penny is so much fun! What if you could design a coin that gave everyone who held it one wish? What would it look like? Would it say anything on it? Use the circle below to design your own wishing coin.



Front ←

Back →



Name _____ Date _____

Penny Math

If you had a penny for every day of your life, how many pennies would you have? Use the worksheet below to find out!

Your Date of Birth: _____

1 year = 365 days (unless it is a leap year –which has 366)

January – 31 Days

February – 28 Days

March – 31 Days

April – 30 Days

May – 31 Days

June – 30 Days

July – 31 Days

August – 31 Days

September – 30 Days

October – 31 Days

November – 30 Days

December – 31 Days

1. How many full years have you been alive? Add 365 for each year. 366 if you have lived through a leap year.
2. Use the chart above to figure out how many additional months you have lived. Add together the number of days in each month. If you are in a leap year, change February to 29 days to account for the leap year.
3. How many days have passed by this month?
4. Your answers from questions 1-3 will be your addends. The sum of this equation will be the answer to how many pennies you would have if you had one for every day you have lived.
5. If you change your pennies in for dollars, how much money would you have?

\$ _____.

Recent
leap
years
include:

1932
1936
1940
1944
1948
1952
1956
1960
1964
1968
1972
1976
1980
1984
1988
1992
1996
2000
2004
2008
2012
2016
2020
2024
2028
2032
2036
2040
2044

Why do we have leap years? One year is 365 days, 5 hours, 48 minutes, and 45 seconds. This is hard to calculate with, so a normal year has been given 365 days and a leap year 366 days. In leap years, **February 29th is added as leap day**, which doesn't exist in a normal year. A leap year is every 4 years, but not every 100 years, then again every 400 years.

Name_____ Date_____

A Penny for your thoughts...

"A penny for your thoughts" was written by a British man named Thomas More in 1522 when a penny was worth a significant amount of money. A penny isn't worth as much anymore, but the saying is still around to say, "What are you thinking about?" What would you write if asked, "a penny for **your** thoughts?"

[illegible]

Penny Interview

There are very few things you can buy with just one penny these days. However, it wasn't long ago that we could buy many things with a penny! You might not remember, but your parents, grandparent, or someone from an older generation probably will. Interview someone to find out what sorts of things they could buy with just one penny. You might be surprised!

Interviewer: _____

Interviewee: _____

This person is my: _____

1. When you were my age, what could you buy with a penny?

2. What was your favorite thing to buy with a penny?

3. What can you buy with a penny today?

4. Do you think we should still use pennies?

Penny Hunt

Abraham Lincoln is on the front of the penny. Look at all the coins and color the pennies.

Name _____

